

**Intelligent massage heating
knee pad
instruction manual**

Safety precautions

- Excessive massage is harmful to the body.
- By default, this product will automatically shut down after 30 minutes of regular use. Please adjust the number of uses according to your actual situation.
- When starting to use this product, it is recommended to select the low-end mode.
- It is normal for the skin to show slight redness and heat after use, so please rest assured. However, in case of serious local skin redness and swelling after use.
The temperature is high when the instrument is used for a long time to avoid burns. The heating function can be used continuously for no more than 30 minutes to avoid low temperature burns.
- In case of dizziness, headache, asthma and other physical discomfort during use, the user shall stop immediately and analyze the causes of discomfort
- When people leave the product, they should turn off the machine and keep it properly
- This product belongs to household appliances and cannot replace medical devices or drugs.

NOTICE

The following cases must be used with caution or under the guidance of a doctor:

- People with leg nerve disorder or skin sensory disorder, patients with severe knee injury or knee surgery, and people without skin heat sensing ability
- People with leg or knee sequelae due to traffic accidents

NOTICE

The following cases must be used with caution or under the guidance of a doctor:

- Suffering from or having suffered from leg diseases (patients with tendon injury, arthritis deformity, fracture, varicose veins, etc.)
- People with implanted medical electronic instruments who are vulnerable to electromagnetic failures such as cardiac pacemakers
- People who are identified as having lost the sense of temperature, people with malignant tumors, people with heart disease.
- Unstable period at the beginning of pregnancy or soon after the birth of a child
- People with perceptual impairment caused by diabetes
- The device has a heating surface, and people who are not sensitive to heat must pay attention when using it
- People who need to be quiet and those who are in poor health.
- Patients with osteoporosis, fracture, sprain and acute (head) pain
- Acute inflammatory symptoms, fatigue, aversion to cold, blood pressure changes and other strong and weak times.

CAREFUL

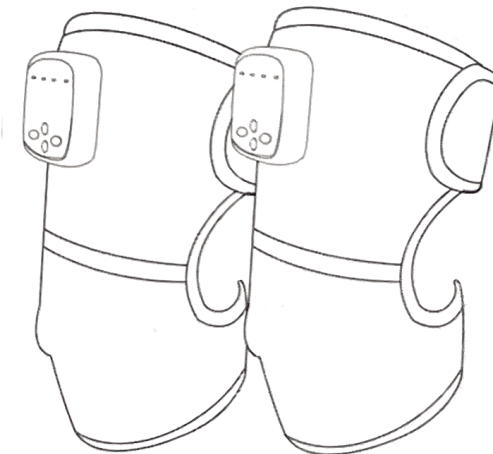
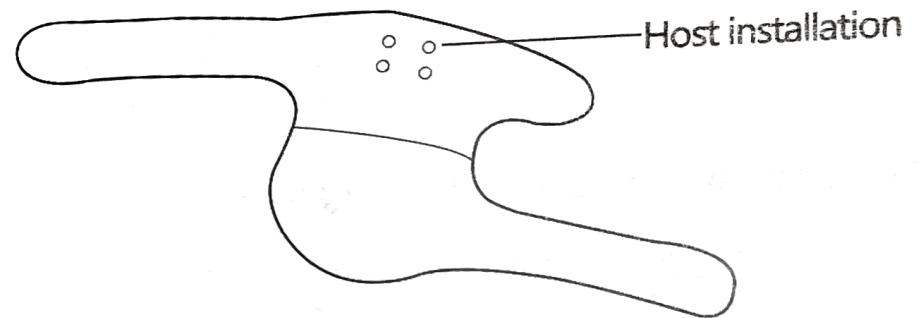
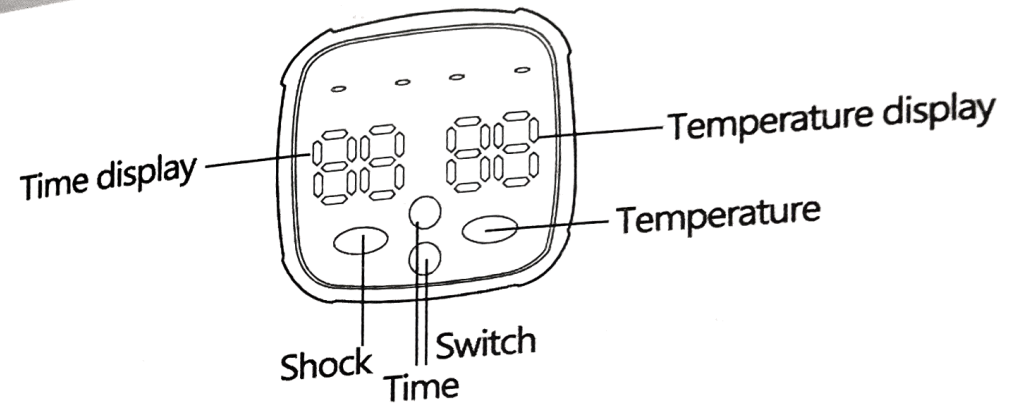
- To ensure your personal safety, all power sockets must be reliably grounded.
- Please carefully check the heater and power cord before using this product each time. If there is any damage, please do not use it.
- Do not plug or unplug the power plug when your hands are wet.
- Do not place the machine in an environment with high temperature, high humidity, high dust, direct sunlight and strong electromagnetic interference.
- This product cannot be used in places with serious humidity (such as bathrooms), inflammables and dust. The power cord plug must be in place when plugged into the power socket. When pulling out the power plug, do not pull the power cord directly by hand.

CAREFUL

- It is strictly forbidden to cover this product with any object during use. (Otherwise, it may cause local overheating of the machine and scald or fire)
- When this product cannot work or is found abnormal, please cut off the power immediately and call the customer service hotline.
- If the instrument does not work properly (abnormal sound or odor, etc.), please turn off the power immediately and unplug the power plug.
- When people leave the product, they should turn off the machine and keep it properly.
- After the machine is fully charged, please unplug the plug in time. It is strictly prohibited to charge for a long time (the longest time shall not exceed 5 hours)
- In the process of charging, if the machine is abnormal, hot and smelly. Please cut off the power immediately, unplug the plug and contact customer service.
- Minors need to be accompanied by their guardians.
- Do not disassemble or modify the product by yourself, which may cause electric shock, short circuit or fire. Do not use while sleeping.
- Please use a 5V output USB charger conforming to the national standard for charging. It is prohibited to use an unmatched charging head for charging.


Disclaimer: Our company will not bear any responsibility for personal injury and property loss caused by customers' misuse and improper storage.

1. Product specifications

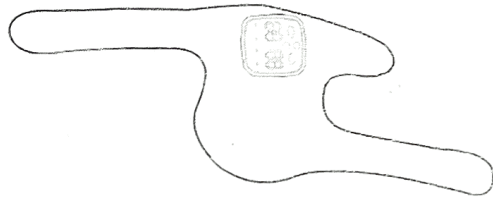


2. Instructions

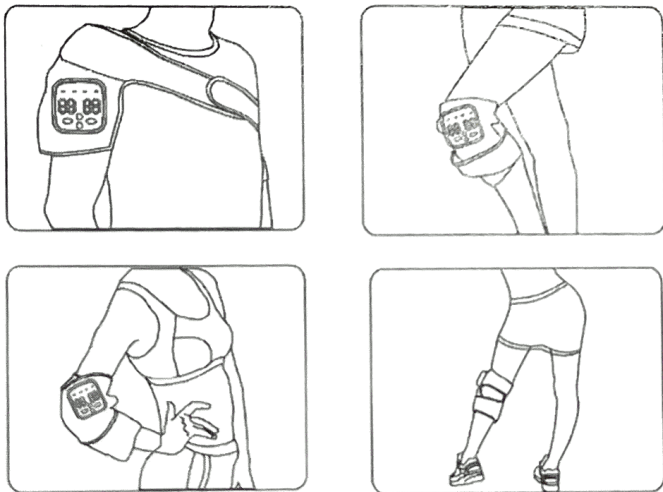
1. Install the host on the massage patch



2. After installation, press the power on key to start using



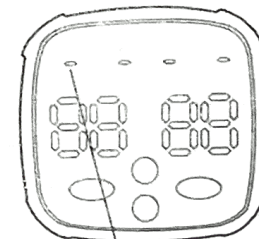
3. Can be used at the shoulder, knee and arm



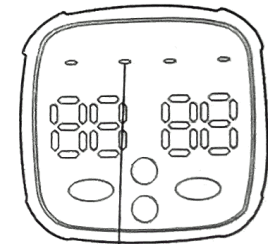
3. Product parameters

Product parameters

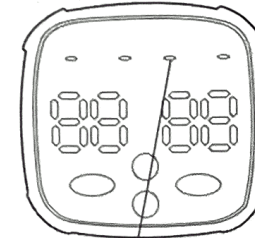
Product name	Battery capacity
multi-function massage	1800mAh
knee protector	Power input
Rated power	5V/2A
8w	
Rated temperature	Brand name
50°C/55°C/60°C	



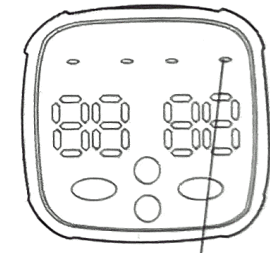
Vibration mode



Vibration mode



Heating mode



Heating mode

4. User Guide

1. Use the massage belt to bind the product on the knee. For the best effect, please try to keep it close to the knee.
2. Press the "On key", and the product starts to work. After the product is turned on, it defaults to the low temperature.
3. After the product starts, the left two of the four indicators above the host are vibration indicators. Press the vibration key to switch the vibration mode, and the right two are temperature indicators. Press the temperature key to switch the temperature mode, and determine the current massage temperature according to the number displayed on the temperature. Press the "On" key to turn off the machine after pressing the vibration key.
4. Press the time key for 10/20/30 minutes. When the time is up, the product will automatically stop working. Press the "On key" for a long time during use to shut down the product in an emergency.
5. It is prohibited to use the product during the onset of serious coronary heart disease, hypertension and other heart diseases. It is tightly used in case of congestion, skin damage and other conditions. It is prohibited to use the product in case of allergy, stress reaction and other conditions after use.
6. Each use time shall not exceed 30 minutes.
7. The red light will be on when the product is charged, and the green light will be on when the battery is fully charged. The product will be used for 2-3 hours each time after it is fully charged.

5. Fault handling instructions

If the product does not work properly, please check whether the following conditions occur. If our suggestions cannot solve the problem, please return the product to the dealer for repair.

Fault	General solutions	Reason
Unable to start	The product is still connected to the household power socket	Remove the charging cable from the body
	dead battery	Please charge
	Power key not pressed	Press the power button firmly, Until it is pressed in place
cannot be started	Is the power of the power bank used up?	Restart after charging
It can be used for a few minutes even	Battery life is exhausted (about 5 years)	Please consult the dealer (do not replace the battery by yourself No)

Fault	General solutions	Reason
The fuselage is not heated	This product may not work when used outside the recommended	Use within the recommended operating temperature range of 15-35 °C
The product stops during operation	dead battery	Charge if the battery is low
	The product will stop automatically after 30 minutes	No problem with the product

6. Warranty Regulations

The warranty period of this product may vary according to the country where it is sold
It shall be extended as far as possible under the laws of the country.
The warranty period of this product is 1 year from the date of purchase.

We will replace damaged parts or replace old parts with new ones at cost price. Ownership of old instruments Owned by the Company. Please show your warranty card when you need warranty.
Under the following circumstances, we may not provide warranty or return:

We are not responsible for reissuing your warranty card. Please keep your warranty card by yourself.

1. For product damage caused by unpredictable events such as fire, earthquake and flood.
2. The instrument failure caused by your fault, misuse and use under other abnormal conditions
3. Instruments caused by your own disassembly and improper storage (such as rat damage, liquid infiltration, etc.)
4. Damage caused by mandatory use of products in non product use environment, including but not limited to Load, etc.
5. Product damage caused under other uncontrollable circumstances.
6. Incidental damage to the function or use of this product (such as loss of your business interests,

The type and extent of the accident shall be borne according to relevant laws and regulations.

User maintenance voucher

User maintenance voucher

In order to provide you with better service, improve the information

defects liability period	Within one year	Goods arrival date
customer	Customer address	
	Customer name	
	buy ID	
	wechat number	
Warranty reason		

Certificate

examination clerk: _____

Product model: _____

date of production: _____

Executive standards: _____